



## AVK GATE VALVE, FLANGED, PN10/16

06/84-0035

EN 558-2 S.14/DIN F4, w 1.4404 / AISI316L stem, NBR, DN40-600

AVK gate valves are designed with built-in safety in every detail. The wedge is fully vulcanized with AVK's own oil and gas resistant NBR rubber compound. It features an outstanding durability due to the ability of the rubber to regain its original shape, the double bonding vulcanization process and the sturdy wedge design. The triple safety stem sealing system, the high strength stem and the thorough corrosion protection safeguard the unmatched reliability

### Product description:

Flanged gate valve EN 558-2 S.14/DIN F4, NBR, with 1.4404/316L stem. For wastewater to max. 70° C

### Standards:

- Designed according to EN 1074 part 1 & 2, Designed according to EN 1171
- Face-to-face dimension according to EN 558 Table 2 Basic Series 14
- Standard flange drilling to EN1092-2 (ISO 7005-2), PN10/16

### Test/Approvals:

- Hydraulic test according to EN 1074-1 and 2 / EN 12266
- Seat: 1.1 x PN (in bar), Body: 1.5 x PN (in bar). Operation torque test
- Approved for wastewater

### Features:

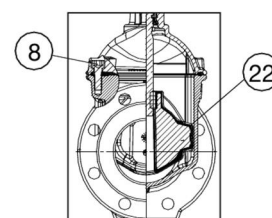
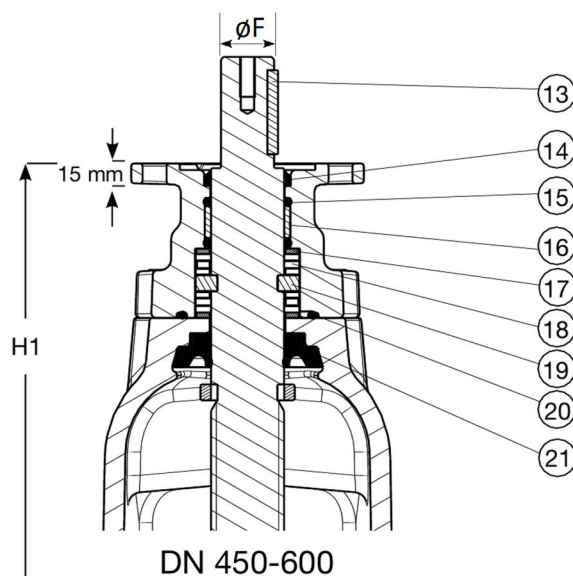
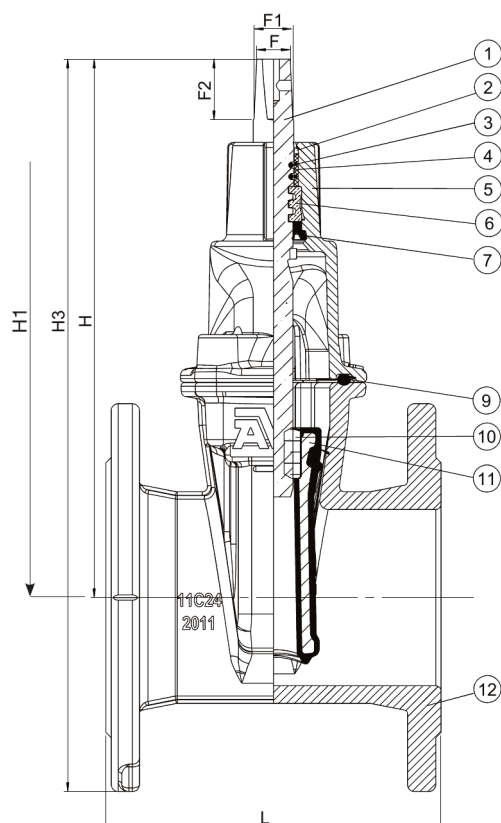
- Fixed, integral wedge nut prevents vibration and ensures durability
- Wedge fully vulcanized with NBR rubber and equipped with wedge shoes to provide smooth operation
- Wedge and body guide rails ensure stable operation
- Stem of acid-resistant stainless steel with wedge stop and rolled threads for high strength
- Full circle thrust collar provides fixation of the stem and low free running torques
- Triple safety stem sealing with an NBR wiper ring, a polyamide bearing with four NBR O-rings, and an NBR rubber manchette
- Round NBR bonnet gasket fixed in a recess
- Countersunk and sealed stainless steel bonnet bolts encircled by the bonnet gasket
- Full bore
- Low operating torque
- Fusion bonded epoxy coating in compliance with DIN 3476 part 1 and EN 14901, GSK approved
- DN 450-600 are fitted with stainless steel roller bearings and external polyamide wedge shoes providing low operating torques. Furthermore, with ISO top flange and eye lifting bolts.

### Accessories:

Stem cap, handwheel, extension spindle, street cover, flange adaptor and combi-flange



Expect... **AVK**

**AVK GATE VALVE, FLANGED, PN10/16****06/84-0035****EN 558-2 S.14/DIN F4, w 1.4404 / AISI316L stem, NBR, DN40-600****Component list:**

1. Stem	Stainless steel 1.4404 (316L)	12. Body	Ductile iron GJS-500-7 (GGG-50)
2. Wiper ring	NBR rubber	13. Key	Stainless steel
3. O-ring	NBR rubber	14. Wiper ring	NBR rubber
4. Bearing	Polyamide	15. O-ring	NBR rubber
5. Bonnet	Ductile iron GJS-500-7 (GGG-50)	16. Bearing	Polyamide
6. Thrust collar	Brass, DZR CW602N	17. Thrust washer	Stainless steel 1.4104 (430F)
7. Manchette	NBR rubber	18. Roller bearing	Stainless steel
8. Bonnet bolt	Stainless steel A2, sealed with hot melt	19. Thrust collar	Stainless steel 1.4104 (430F)
9. Bonnet gasket	NBR rubber	20. O-ring	NBR rubber
10. Wedge nut <sup>(1)</sup>	Brass, DZR CW626N	21. Manchette	NBR rubber
11. Wedge	Ductile iron, NBR encapsulated	22. Wedge shoe	Polyamide

Components may be substituted with equivalent or higher class materials without prior notification.

1) DN450-600: ECO BRASS, DZR CW724R

**Reference nos. and dimensions:**

AVK ref. no.	DN	Flange	L	H	H1	H3	F	F1	F2	Theoretical weight/kg
	mm	drilling	mm	mm	mm	mm	mm	mm	mm	
06-040-84-0136499	40	PN10/16	140	194	-	269	14	16	30	7.7
06-050-84-0136499	50	PN10/16	150	208	-	290	14	16	30	8.5
06-065-84-0136499	65	PN10/16	170	244	-	337	17	20	34	11
06-080-84-0136499	80	PN10/16	180	282	-	382	17	20	34	14
06-100-84-0136499	100	PN10/16	190	305	-	415	19	22	34	17
06-125-84-0136499	125	PN10/16	200	346	-	471	19	22	34	22
06-150-84-0136499	150	PN10/16	210	401	-	543	19	22	34	31
06-200-84-0036499	200	PN10	230	490	-	660	24	28	34	48
06-200-84-0136499	200	PN16	230	490	-	660	24	28	34	48
06-250-84-0036499	250	PN10	250	625	-	825	27	31	47	78
06-250-84-0136499	250	PN16	250	625	-	825	27	31	47	78
06-300-84-0036487	300	PN10	270	706	-	929	27	31	47	110

The designs, materials and specifications shown are subject to change without notice. This is due to the continuous development of our product programme.

**AVK GATE VALVE, FLANGED, PN10/16****06/84-0035****EN 558-2 S.14/DIN F4, w 1.4404 / AISI316L stem, NBR, DN40-600****Reference nos. and dimensions:**

AVK ref. no.	DN mm	Flange drilling	L mm	H mm	H1 mm	H3 mm	F mm	F1 mm	F2 mm	Theoretical weight/kg
06-300-84-0136487	300	PN16	270	706	-	929	27	31	47	110
06-350-84-003	350	PN10	290	924	-	1184	32	37	55	220
06-350-84-013	350	PN16	290	924	-	1184	32	37	55	220
06-400-84-003	400	PN10	310	951	-	1241	32	37	55	240
06-400-84-013	400	PN16	310	951	-	1241	32	37	55	240
06-450-84-003 <sup>(1)</sup>	450	PN10	330	1170	1087	1487	Ø30	-	75	487
06-450-84-013 <sup>(1)</sup>	450	PN16	330	1170	1087	1487	Ø30	-	75	487
06-500-84-003 <sup>(1)</sup>	500	PN10	350	1140	1062	1500	Ø30	-	75	559
06-500-84-013 <sup>(1)</sup>	500	PN16	350	1142	1062	1500	Ø30	-	75	559
06-600-84-003 <sup>(1)</sup>	600	PN10	390	1290	1205	1705	Ø30	-	75	762
06-600-84-013 <sup>(1)</sup>	600	PN16	390	1285	1205	1705	Ø30	-	75	722

<sup>(1)</sup> With F14 top flange